

Compliances: ETL Verified FAA L-806 FAA Advisory Circular 150/5345-27D  
 ETL Verified FAA L-807 FAA Advisory Circular 150/5345-27D  
 Transport Canada TP312, Chapter 5 Visual Aids  
 ICAO Annex 14, Volume II Heliports, Paragraph 5.1  
 U.S. Navy NAVAIR 51-50AAA-2  
 International Maritime Organization (IMO) MODU Code 2001, para 13.5

A wind cone is used to visually indicate wind direction at airports and heliports. Point Lighting wind cones are installed at airports, hospitals, corporate headquarters and military bases around the world. Point recommends the PWC-8061L-1-ON-FF-G-T-SM for roof top heliport installations. This wind cone is easily serviced from a step ladder or unbolted to lower. For optional all LED lighting with low VA, use options -D and -L. See page 3 and see PWC specifications section for more details.

FAA Type	Size	Lighting	Power	Windsock	Options
806: Frangible	1: 8-ft Sock	L: Lighted	1: 120v	ON: Orange Nylon	See Table
807: Rigid	Size 1	Style I	2: 230v*	RW: Red/White*	page 3
	2: 12-ft Sock	U: Unlighted	0: None		
	Size 2	Style II	6: 6.6A (see WC-2.1.0)		

Size 1: 8-ft sock has 18-inch diameter frame  
 Size 2: 12-ft sock has 36-inch diameter frame  
 All lighted versions include obstruction light  
 \*Not FAA certified with this feature or option

**PWC-8071L-1-ON-HBA**  
 FAA L-807 SIZE 1



**ROOF MOUNTED WIND CONES**

For increased safety, POINT LIGHTING CORPORATION recommends the use of the low height 806 type wind cone with option -G, rigid machined coupling to reduce frangibility, and option -T, stainless steel tether. Any roof mounted equipment will be a hazard to persons below if it is struck or otherwise comes apart due to high wind, excessive snow accumulation, etc.

We recommend option -SM (see page 2) for all roof sites and it can be a useful method for ground concrete pads as well. For offshore and all corrosive sites, add option -MT Marine Treatment.

**HAZARDOUS ATMOSPHERE SITES**

For a site requiring a wind cone with Class I, Division 2 rating, please see file WC115EX.



**PWC-8061L-1-ON-FF**  
 FAA L-806 SIZE 1



STAND MOUNT OPTION -SM  
FOR PWC-806XX  
INCLUDES BRACKET & JUNCTION BOX  
SEE "MOUNTINGS" DETAILS W01 & W03


FRANGIBLE MOUNTING  
TYPICAL FOR GROUND SITES  
WITH OPTION -MT MARINE TREATMENT



WITH STANDARD POWDERCOAT PAINT



RIGID MOUNTING  
TYPICAL FOR ROOF SITES  
WITH OPTION -G RIGID COUPLING  
WITH OPTION -MT MARINE TREATMENT

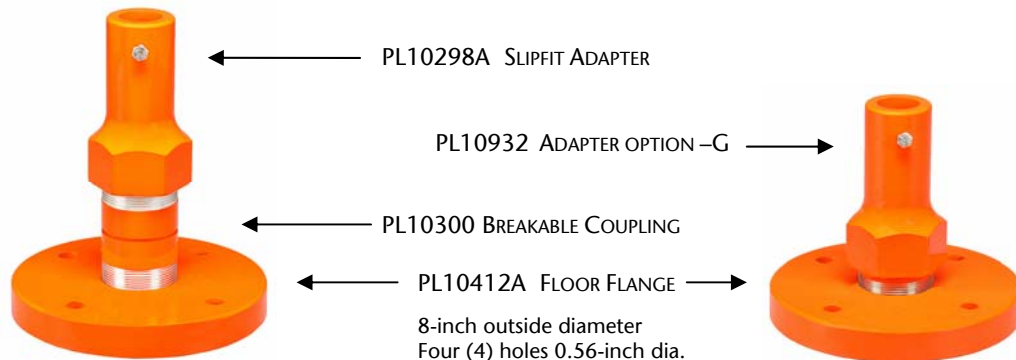


WITH STANDARD POWDERCOAT PAINT

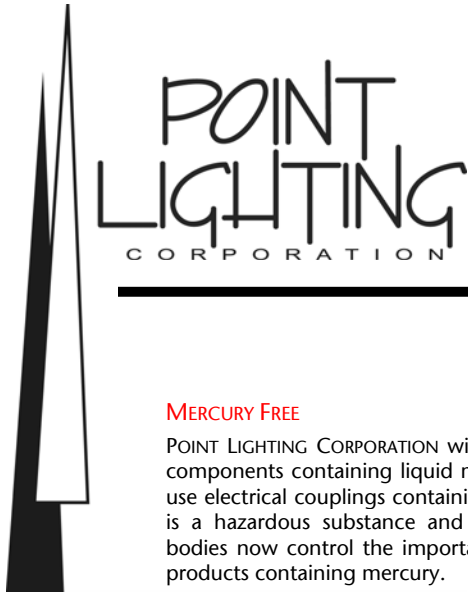


← WIND CONE FLOOR FLANGE  
& COUPLING SUBASSEMBLY  
(SEE BELOW) →

PWC-8061L COUPLING & FLOOR FLANGE SUBASSEMBLY



8-inch outside diameter  
Four (4) holes 0.56-inch dia.  
6-inch diameter bolt circle  
Use 0.5-inch anchor bolts  
See Mountings Detail W04



# POINT WIND CONE PWC FAA L-806 & L-807

PWC SIZE 1 WITH LED LIGHTING OPTIONS -D -L

### MERCURY FREE

POINT LIGHTING CORPORATION wind cones are free of components containing liquid mercury. Competitors use electrical couplings containing mercury. Mercury is a hazardous substance and some governmental bodies now control the importation and disposal of products containing mercury.



### PWC WIND CONE OPTIONS

OPTION	DESCRIPTION	806	807
HBA	Hinged Base Tapered Aluminum Pole (includes anchor bolts)		→
FF	Floor Flange (anchor bolts by others)	→	
HSP	Center Hinged Steel Pole with winch; gray painted		→
LIR	Fiberglass Frangible Pole	→	
WM	Wall Mounted Steel Pole		→
A	Export Crating of pole (required for export)		→
B	Internally Lighted with two lamps in place of external lighting	→	→
C	Normal External Lighting plus Internally Lighted	→	→
D	LED Red Obstruction Light	→	→
D-NC	LED Red Obstruction Light & NVG Compatible	→	→
E	Double Red Obstruction Light		→
F	Obstruction Light Only (for an unlighted wind cone)	→	→
G	Rigid Machined Coupling in place of frangible coupling	→	
H	Pole Painted with Red & White Stripes	→	→
J	Pole Painted Red	→	→
JB	Junction Box type PLB with blank coverplate (see 0MOUNTINGS)	→	→
L	LED Floodlights in place of incandescent	→	→
MT	Marine Treatment (pole remains orange)	→	→
P	FAA Photoelectric Controller (voltage type only)	→	→
JB1-P	FAA PEC with Junction Box & baseplate (see 0MOUNTINGS)	→	→
SM	Stand Mount with bracket & junction box	→	
T	Tether of stainless steel for upper assembly	→	→



# POINT WIND CONE PWC FAA L-806 & L-807

## FAA CERTIFIED PAINT PROCESS SPECIFICATION

The wind cone pole assembly shall be brush painted with a water based stainless steel pigmented primer rated for 30 years life in corrosive atmospheres. The finish coat applied shall be a water based gloss acrylic paint in aviation orange color according to Federal Standard 595 color #12197.

## FAA CERTIFIED WINDSOCK SPECIFICATION

The aviation orange nylon triple sewn windsock shall be reinforced at key points including the end of the basket to resist wear from abrasion and it shall be fitted with two or more brass grommets to prevent water accumulation in the sock. The windsock shall mount on a rigid aluminum frame basket for the first several feet to enhance visibility. The sock shall attach to the basket securely by means of stainless steel twist-lock marine grade hardware.

## PWC SPARE PARTS

PL10063-CH	Windsock Size 1 Orange 8-ft	PL10064-CH	Windsock Size 2 Orange 12-ft
PL10590	Windsock Size 1 Red-White 8-ft	PL10552	Windsock Size 2 Red-White 12-ft
PL10001T	Lens Red Obstruction Incand	PL10039	Clamp Band Obstruction Light
PL10024-116	Lamp 116w 120v Obstruction	PL10025-116	Lamp 116w 230v Obstruction
PL10387	Lamp 120w 120v Floodlight	PL10736-1	Lamp 120w 230v Floodlight
PL10718	Lamp LED 120v Floodlight	PL10718-1	Lamp LED 220v Floodlight
PL10266	Lampholder Halogen Floodlight	PL10266-L	Lampholder LED Floodlight
PL10312-14-S	HBA Pole Subassembly	PL10289	Basket Subassembly Size 1
PL10547A	Coupling Internal Electrical -B	PL10367	Basket Subassembly Size 2
PL10290-4-120	Lighting Subassembly (4) 120v	PL10290-4-230	Lighting Subassembly (4) 230v
PL10290-6-120	Lighting Subassembly (6) 120v	PL10290-B1-120	Lighting Subassy Internal Size 1
PL10299-6.5	Bearing Support L-807 Size 1	PL10299-8.5	Bearing Support L-807 Size 2
PL10299-9.5	Bearing Support L-806 Size 1	PL10319-S	Bearing Subassembly, Spare
PL10298A	Adapter L-806 (orange)	PL10298A-MT	Adapter L-806 (marine treatment)
PL10300	Breakable Coupling L-806 (orange)	PL10300-MT	Breakable Coupling L-806 MT
PL10412A	Floor Flange L-806 (orange)	PL10412A-MT	Floor Flange L-806 MT
PL10932	Machined Adapter option -G	PL10932-MT	Machined Adapter option -G

## FIELD PAINTING KITS

PL10419-806	Paint Kit PWC-806
PL10419-807	Paint Kit PWC-807

Note: All 806 & 807 wind cones are shipped factory painted. These kits are normally for field repainting.

PWC BEARING &  
BRACKET SUBASSEMBLY



## POWER CONSUMPTION

	WATTS
PWC-8061L	596
PWC-8071L	596
PWC-8072L	836
PWC-8061L-B	356
PWC-8071L-B	356
PWC-8072L-B	356
PWC-8071L-C	836
PWC-8072L-C	836
PWC-8061L-D-L	43 (120V)
PWC-8061L-D-L	47 (230V)
PWC-8071L-D-L	43 (120V)
PWC-8072L-D-L	43 (120V)



POINT  
LIGHTING  
CORPORATION

POINT WIND CONE  
PWC  
FAA L-806 & L-807

---

PACKING & SHIPPING INFORMATION

PWC-8061L-FF	Carton 1: 118 x 8 x 8 inches, 30 pounds – Bearing Assembly Carton 2: 19 x 19 x 9 inches, 30 pounds – Lighting Kit & Windsock Option –SM Carton 3: 25 x 13 x 7 inches, 30 pounds – SM option
PWC-8071L-HBA (domestic)	Carton 1: 80 x 8 x 8 inches, 40 pounds – Bearing Assembly & Anchor Bolts Carton 2: 175 x 15 x 13 inches, 70 pounds – Pole Carton 3: 19 x 19 x 9 inches, 30 pounds – Lighting Kit & Windsock
PWC-8071L-HBA (export crated)	Crate 1: 180 x 15 x 13 inches, 170 pounds – Bearing Assy, Anchor Bolts & Pole Carton 1: 19 x 19 x 9 inches, 30 pounds – Lighting Kit & Windsock
PWC-8072L-HBA (domestic)	Carton 1: 80 x 8 x 8 inches, 40 pounds – Bearing Assembly & Anchor Bolts Carton 2: 175 x 15 x 13 inches, 70 pounds – Pole Carton 3: 38 x 38 x 9 inches, 50 pounds – Lighting Kit & Windsock
PWC-8072L-HBA (export crated)	Crate 1: 180 x 15 x 13 inches, 170 pounds – Bearing Assy, Anchor Bolts & Pole Carton 1: 38 x 38 x 9 inches, 50 pounds – Lighting Kit & Windsock
PWC-8061L-LIR (domestic)	Pallet 1: 40 x 48 x 35 inches, 195 pounds – Lighting, Anchor Bolts, Parts Carton 1: 140 x 8 x 8 inches, 39 pounds – Pole Carton 2: 66 x 8 x 8 inches, 27 pounds – Bearing Assembly
PWC-8061L-LIR (export crated)	Pallet 1: 40 x 48 x 35 inches, 195 pounds – Lighting, Anchor Bolts, Parts Carton 1: 150 x 13 x 15 inches, 116 pounds – Pole & Bearing Assembly
PWC-8071L-HSP (domestic)	Crate 1: 180 x 15 x 13 inches, 320 pounds – Bearing Assy, Anchor Bolts & Pole Carton 1: 19 x 19 x 9 inches, 30 pounds – Lighting Kit & Windsock
PWC-8071L-WM	Carton 1: 122 x 8 x 8 inches, 15 pounds - Pole Carton 2: 19 x 19 x 9 inches, 30 pounds - Lighting Carton 3: 19 x 19 x 9 inches, 35 pounds - -Wall Brackets Carton 4: 118 x 8 x 8 inches, 30 pounds – Bearing Assembly



POINT LIGHTING CORPORATION

Mail: P.O. Box 686, Simsbury, CT 06070  
Tel 01 860.243.0600  
email: [Info@PointLighting.com](mailto:Info@PointLighting.com)

Plant: West Dudley Town Rd, Bloomfield, CT  
USA  
Fax 01 860.243.0665  
website: [www.PointLighting.com](http://www.PointLighting.com)